



# PROHIBITION PICTIONARY

## OVERVIEW

The 18th Amendment banned the manufacture, sale, and transport of alcoholic beverages and was in effect from 1920 to 1933. What impact did this amendment have on government power? What powers did the national government gain or lose? What powers did the state governments gain or lose? Who were the important players in the Prohibition amendments? What ideas, terms, and concepts were developed or came to the forefront during this period?



© Bettman CORBI

### *related activities*

#### PROHIBITION ERA DINNER PARTY

Learn about the roles of historical figures during the Prohibition era by taking on their identities for a dinner party.

#### SMART BOARD ACTIVITY

Learn about Prohibition through informational slides and activities using the SMART platform.

#### WHO SAID IT? QUOTE SORTING

Learn about the differences between the Founders' and Progressives' beliefs about government by sorting quotes from each group.

#### THE RISE & FALL OF PROHIBITION ESSAY

Learn about the background of the 18th Amendment, the players in the movement, and its eventual repeal.



# TEACHER NOTES

## LEARNING GOALS

- Students will understand key terms and definitions relating to the Prohibition Movement and the Progressive era.
- Students will understand the historical significance of each key term.

## EXTENSION

- A. Have students write an essay about Prohibition using at least five of the key terms from the game.
- B. Have students come up with additional key terms and definitions from the Prohibition era to add to the list.
- C. Have students select two individuals whose views and actions were significantly different, and write an imaginary dialogue that might have taken place between them. For example, Roy Olmstead and Mabel Walker Willebrandt were both charged with fighting crime. Neither personally supported Prohibition. Yet one defied the law while the other vigorously prosecuted tens of thousands of those who broke it. How did their actions differ? What might they have said to one another?

## BEFORE YOU PLAY

- A. Copy two sets of the key terms on the pages that follow.
- B. Cut out the slips on the pages that follow and put one set in one container and the other set in another container.
- C. You may wish to make resources available to help students with their definitions. For example, students could use their Rise and Fall of Prohibition Essay, Dinner Party historical figure cards, dictionaries, history textbooks, smartphones, or tablets.

# PROHIBITION PICTIONARY

























## ACTIVITY DIRECTIONS

- A. Break students into two groups. If necessary, students can have their essays on “The Rise and Fall of Prohibition” with them.
- B. Using a whiteboard, chalkboard, or interactive whiteboard, have one student from one team come to the board and draw something to reflect the key term they choose. The drawing student’s team should try to guess the key term from the drawing in 30 seconds or less.
  - Students cannot use words in their drawings or talk to their teammates.
  - Agree ahead of time whether symbols or numbers will be permissible in drawings.
- C. If the drawing student’s team correctly guesses the key term, they must then define the term and explain how it is related to Prohibition.
  - If the team guesses and defines the term correctly, they get 5 points.
  - If the team cannot guess the term, the opposing team has an opportunity to guess the term. If they guess the term and definition correctly, they get 5 points.
- D. All students should write down the terms and definitions for later study.
- E. Take turns between the two teams following the rules above.
- F. The team who has the most points at the end of the class period or when all of terms are completed wins.
- G. After the activity, ask students these questions:
  - How are these key terms related?
  - Which are the most memorable?
  - Why do you think Prohibition was difficult to enforce?
  - How did Prohibition change the relationship between citizens and government?

# KEY TERMS RELATING TO PROHIBITION

 Bootlegger	 Constitution
 Speakeasy	 Progressive Movement
 Flapper	 Political Machine
 Organized crime	 Income Tax
 18th Amendment	 Women's Suffrage
 21st Amendment	 Jazz
 Anti-Saloon League	 Saloon
 Temperance	 Black Market
 Moonshine	 The Charleston
 Smuggle	 Eliot Ness
 Al Capone	 Frances Willard



 Detroit	 Chicago
 Canada	 Federalism
 New York City	 Women's Christian Temperance Union
 Gangs	 Liquor industry
 Great Depression	 Repeal
 Bugs Moran	 Mabel Willebrandt
 Roy Olmstead	 Ratify
 Franklin D. Roosevelt	 Corruption
 Police	 Protest
 The "Untouchables"	 Social Equality
 Scarface	 Volstead Act
 Carry Nation	 John D. Rockefeller